

Rubin Observatory’s Approach to Providing Sustainable Scientific User Support at Scale

Melissa L. Graham^{a,b}, Leanne P. Guy^c, Jeffrey L. Carlin^d, Christina L. Adair^e, Yumi Choi^d, Gloria Fonseca Alvarez^d, Shenming Fu^f, Sarah Greenstreet^d, Greg M. Madejski^f, Garreth Martin^g, Andrés A. Plazas Malagón^{e,f}, James Edward Robinson^h, Douglas L. Tuckerⁱ, Christina C. Williams^d, Jonathan Sick^{j,d}, and Frossie Economou^d

^aUniversity of Washington, Dept. of Astronomy, Box 351580, Seattle, WA 98195, USA

^bInstitute for Data-intensive Research in Astrophysics and Cosmology, University of Washington, 3910 15th Avenue NE, Seattle, WA 98195, USA

^cNSF-DOE Vera C. Rubin Observatory / NSF NOIRLab, Casilla 603, La Serena, Chile

^dNSF-DOE Vera C. Rubin Observatory / NSF NOIRLab, 950 N. Cherry Ave., Tucson, AZ 85719, USA

^eSLAC National Accelerator Laboratory, 2575 Sand Hill Rd., Menlo Park, CA 94025, USA

^fKavli Institute for Particle Astrophysics and Cosmology, SLAC National Accelerator Laboratory, 2575 Sand Hill Rd., Menlo Park, CA 94025, USA

^gSchool of Physics & Astronomy, University of Nottingham, University Park, Nottingham NG7 2RD, UK

^hInstitute for Astronomy, University of Edinburgh, Royal Observatory, Blackford Hill, Edinburgh EH9 3HJ, UK

ⁱFermi National Accelerator Laboratory, P. O. Box 500, Batavia, IL 60510, USA

^jJ.Sick Codes Inc., Penetanguishene, Ontario, Canada

ABSTRACT

An overview of the Rubin Observatory’s strategy to provide a sustainable community science model at scale, for thousands of users worldwide, including policies, guidelines, and workflows for documentation, tutorials, activities, user support, and issue resolution.

1. INTRODUCTION

The data products from NSF-DOE Vera C. Rubin Observatory (funded by the U.S. National Science Foundation and the U.S. Department of Energy’s Office of Science) and its Legacy Survey of Space and Time (LSST¹) are expected to be accessed and analyzed by ten thousand scientists and students worldwide. Supporting this large and diverse community to access the novel LSST data set requires an innovative and proactive community science model. This paper provides an overview of the Rubin Observatory’s community science model, including policies, guidelines, and workflows for documentation, tutorials, activities, user support, and issue resolution. An evaluation of the model’s current implementation and how these components are working “in the wild”, with an eye towards the challenges of scaling up while maintaining inclusion and access and deriving metrics for scientific performance, are also included.

2. CONTEXT

At the time this manuscript was prepared in May 2026, Rubin was in its “Early Science” era. Only a small amount of data – relative to the future expected datasets – had been released.

2.1 Early Science Program and Data Previews

Early science is defined as any science enabled by Rubin for its community prior to the first annual data release, Data Release 1.² It includes early alert production, incremental template generation, and the Data Previews based on commissioning and science validation data. As of May 2026 two Data Previews have been released: Data Preview 0 (DP0), based on simulated LSST-like images and catalogs, and Data Preview 1 (DP1),³ based on observations with the LSST Commissioning Camera. Alerts have started streaming to brokers as of February 2026, with the release of Prompt Products and Data Preview 2 (DP2) from the LSST Camera expected later in 2026.

2.2 Rubin Science Platform (RSP)

The Rubin Science Platform (RSP) provides authenticated access to the LSST data products, tools, and services.⁴⁻⁶ It offers a JupyterLab python environment with the Rubin software installed and maintained; a Portal aspect with a graphical user interface for data exploration and visualization; and an API aspect for programmatic data access. A limited amount of storage space and compute resources are available to each user account, with additional resources available through the Resource Allocation Committee.⁷ In this manuscript, the term "user" refers both generally to a user of the Rubin data products and also specifically users of the RSP. The RSP is available to Rubin data-rights holders only.⁸ At the time of writing in May 2026, there were several thousand user accounts provisioned in the RSP.

2.3 Community Science Team (CST)

Situated within the Data Management department, the CST is composed of ~10 staff members, each at 0.5 to 1.0 full-time equivalent (FTE) hours. They are a mix of postdoctoral fellows and junior and senior research staff, with research expertise across the Rubin science pillars: understanding the nature of dark matter and dark energy; taking an inventory of the Solar System; mapping the Milky Way; and exploring variable and transient phenomena. The CST is responsible for developing and implementing the Community Science Model, creating tutorials and documentation to guide the community in working with Rubin data products and services, and for moderating the Rubin Community Forum (see Sec. 3.4) and managing user support requests.

2.4 Use cases and user profiles

The development of Rubin's Community Science Model began with defining the RSP user profiles and use cases that the model would serve.⁹ User profiles include students, professional scientists (the occasional, moderate, and heavy user), and users with disabilities (e.g., blind, deaf, and neurodivergent users). The use cases are specific examples of simple to advanced analyses that any user might need to do with the RSP, involving data query, retrieval, visualization, and analysis. These user profiles and use cases motivated the development of the Community Science Model.

2.5 DP0 Delegates program

In 2021, at the time DP0 was released, RSP access was limited to 300 user accounts as the system was still in early development during Rubin's construction phase and could not yet technically support the entire community. This limit necessitated an application-and-selection process leading to the establishment of the DP0 Delegates program.¹⁰ The selection process prioritized inclusion, with the goal of assembling an early set of users who represented the diversity of the broader science community, who could provide useful feedback to Rubin and also share what they learned within their communities (i.e., "seeding expertise"). Delegates, in turn, benefited from early access and an accelerated learning experience. The program ultimately was only slightly oversubscribed, and 300 additional user accounts were added yearly until the RSP could support open registration for any data-rights holder. Early experiences serving the Delegates strongly motivated the development of the Community Science Model.

3. COMMUNITY SCIENCE MODEL

Providing user support at scale starts with preventing issues from needing staff attention in the first place, by providing sufficient documentation and learning resources, and by enabling peer-to-peer and crowd-sourced solutions. When issues do rise to the level of requiring staff intervention, the priority is to provide a positive user experience and a timely solution by following established internal workflows.

3.1 Documentation

The Rubin Observatory For Scientists website* is designed as the first point of contact. The page hierarchy is "shallow", with only three layers: the main landing page, "hub" topical pages, and "content" pages. This keeps the menu easily navigable and information discoverable. Content pages are high-level descriptions that link users to technical documentation, and typically end in a link to the Rubin Community Forum.

Technical documentation, which includes data release documentation websites and Rubin Tech Notes, is served from <https://www.lsst.io/>. All technical documentation adheres to the Rubin user documentation style guide† which follows the industry practice of topic-based writing ("every page is page one"). This design is also intended to keep detailed information easily discoverable. Metadata and schema (catalog column names and descriptions) are essential technical documentation, particularly important because they are delivered to users with the data itself, and are thus the most likely to be consulted.

The two most challenging aspects of developing user-facing documentation for the Rubin data products are the fact that the LSST science pipelines¹¹ are still in active development and are constantly evolving, and the complexity of the image processing and cataloged measurements that the software produces. These challenges are mitigated by the documentation and the LSST Science Pipelines being open-source and version-controlled in GitHub, enabling all staff members to see the source code, understand the details of the processing algorithms, and contribute. Keeping documentation accessible and up-to-date is an essential component of a scalable user support model.

3.2 Tutorials

Together with documentation, user-facing tutorials for the Rubin data products, services, and tools are effective at preventing questions and issues from requiring staff attention. They are also consistently the top-ranked resource in user feedback surveys.

Rubin's guidelines and templates for user-facing tutorials are defined in RTN-045.¹² Tutorials for each of the RSP's three aspects, Notebook, Portal, and API, accompany each data release and are discoverable in the data release documentation. A single DOI is made available for users to cite the entire tutorial set for all data releases.¹³ Tutorial notebooks are also discoverable via a drop-down "Tutorials" menu in the Notebook Aspect.

The tutorials are divided into three levels, as follows.

- 100 "How to": Short tutorials that demonstrate how to use a single RSP function or tool, without scientific context or motivation. Simple examples for quick reference.
- 200 "Data products": One tutorial per data product type (e.g., image subtype, catalog) that describes the product; its format, metadata, and key columns; and demonstrates how to access it.
- 300 "Science demos": Longer tutorials that demonstrate end-to-end scientific analyses using multiple RSP tools and data products in sequence, describing key concepts and providing scientific context and motivation for which datasets and tools are used.

*<https://rubinobservatory.org/for-scientists>

†<https://developer.lsst.io/user-docs>

The code in tutorials adheres to the Rubin developer’s guide,[‡] and the narrative text follows industry best practices of writing unambiguous instructional statements in the imperative mood. All tutorials follow the same format and are kept short enough that their name (title) accurately represents their contents, improving information discoverability and the tutorials’ use as a reference resource.

The development and maintenance of tutorials shares the same challenges as documentation, and are also essential for a scalable user support model for the same reasons.

3.3 Learning opportunities

Live interactive learning opportunities, both virtual and in-person, have the dual benefits of educating and engaging users.

- **Rubin Science Assemblies (weekly, virtual):** Held Thursday mornings, the weeks alternate between practical, hands-on tutorials and open drop-in ”office hour” sessions for live user support.
- **Rubin Data Academy (annual, virtual):** Typically the week after the summer meeting of the American Astronomical Society, with multiple sessions a day serving global time zones. A week of interactive tutorials and networking sessions to provide an accelerated learning experience for anyone, but especially summer students starting Rubin projects.
- **Rubin Community Workshop (annual, hybrid):** Held in the middle of northern summer to bring together Rubin users and staff for a week of invited and contributed scientific presentations and discussion.
- **AAS Workshop:** For the first time at the winter meeting of the American Astronomical Society in 2026, Rubin staff ran a full-day Sunday workshop on DP1 and the RSP, with about 40 participants. The plan is to continue these in the future.
- **Support for regional/topical meetings and custom seminars:** The CST aims to fulfill all user requests for talks and tutorials or find an available Rubin staff member. Resources are limited, with preference given to small and under-served institutes and virtual talk requests. When Rubin staff travel they’re encouraged (and supported by the CST) to give talks and tutorials at local institutes.

Virtual events scale easily to hundreds of participants following along with presentations and tutorials, and the ease of recording and hosting videos in, e.g., YouTube,[§] extends the reach even further.

3.4 Issue resolution

The Rubin Community Forum (<https://community.lsst.org/>) is the primary venue for user support, and can be thought of as a modern ”helpdesk”. Anyone may create an account and post new topics in order to ask a question in the Support category (data rights are not required). At the time this manuscript was prepared, three alert brokers (ALeRCE, Fink, and Lasair) and the UK’s independent data access center (IDAC¹⁴) were also using the Forum to support their users.

A traditional, closed help desk will not scale well to the anticipated 10000 users, but the Forum – which is built on the Discourse platform – enables self-help (users can search for similar questions) and crowd-sourced solutions (anyone may chime in with answers), while also providing the capabilities for Rubin staff to moderate posts and follow-up on unsolved issues.

Guidelines for providing user support and resolving issues that arise in the Rubin Community Forum are detailed in RTN-097.¹⁵ These guidelines are designed to achieve two main goals: for every topic to get a marked solution, and for every user to have a positive experience. One CST member serves as ”Forum Watcher” every week, and they are responsible for ensuring a first response is posted within 24 hours; coordinating internal expertise when work is required to resolve an issue; and verifying that a solution is marked for every Support

[‡]<https://developer.lsst.io/>

[§]<https://www.youtube.com/@RubinObservatory>

category topic. The guidelines also describe the principles of effective user support as responses that are prompt, direct, validated, inclusive, and referenced.

Such a highly engaged level of Forum moderation from Rubin staff at this early time is essential to building both the content- and crowd-base of the Forum which will, in the future years, scale in a sustainable way to thousands of users.

3.5 Accessibility

The ultimate goal is a Community Science Model and a Rubin Science Platform that are truly accessible by everyone in the global Rubin data-rights holders community. The following initiatives have been done in support of this goal.

- A first external accessibility review of the RSP was led by the Instituto de Bioingeniería at the University of Mendoza with a focus group of Blind and Low Vision (BLV) users. Their recommendations – which are currently being implemented – are available in Casado et al. 2026.¹⁶
- A colorblind-friendly filter palette to represent the six LSST filters, *ugrizy*, has been adopted after internal discussions that prioritized feedback from staff with different types of colorblindness. The current hex codes are embedded in the Rubin code base and also listed in RTN-045.¹²
- A program to support science at small and underserved institutes (SUI) has been underway since DP0, with two main facets: offering one-on-one custom onboarding sessions and RCW travel funding to faculty and students at SUIs.
- Translations of key tutorials into Spanish has been executed for both DP0 and DP1 by the Argentinian in-kind contribution team.

One area of accessibility that has been raised in user feedback is that much of the documentation and materials are too advanced for undergraduate students that are just starting out with research in astronomy. While the expectation is that most students will have research advisors that can fill in the basics for them, the "unsupervised student" is one of the user profiles considered in RTN-002,⁹ so such basic materials are not entirely beyond the model's scope and are discussed in Section 5.

3.6 Supporting the LSST Science Collaborations

The eight LSST Science Collaborations are independent communities of scientists and students, self-organized into collaborations based on their research interests. They support their members to do science with Rubin's LSST, and in turn, Rubin staff support them. For example, CST members prioritize requests for custom tutorials, or talks at Science Collaboration meetings. Rubin staff engage with the Science Collaborations by serving as Liaisons:¹⁷ points of contact and advocates who serve as two-way conduits for information to and from the SCs.

4. PERFORMANCE

Metrics to assess the performance of the community science model – essentially, how the model is working "in the wild" – remain in development.

- The number of scientific publications based on Rubin data is tracked in a SciX library[¶].¹⁸ As of May 2026, 34 papers had been added to the library, mostly based on the DP1 data release in June 2025. As a group these papers had been cited 144 times (53 times from within the group).
- Attendance at live virtual events is tracked internally. The Rubin Community Workshop typically reaches maximum capacity of 250 in-person, plus an equivalent number of virtual registrants. The Rubin Data Academy attracts on order of ~250 participants; and the weekly Rubin Science Assemblies attract between 15 to 80 attendees depending on the topic.

[¶]<https://scixplorer.org/public-libraries/QQ9rNp-QSZqea5vG6zESUQ>

- The engagement, response time, and solve rates for the Rubin Community Forum since before the first data release at the end of June 2021 are shown in Figures 1 to 3.

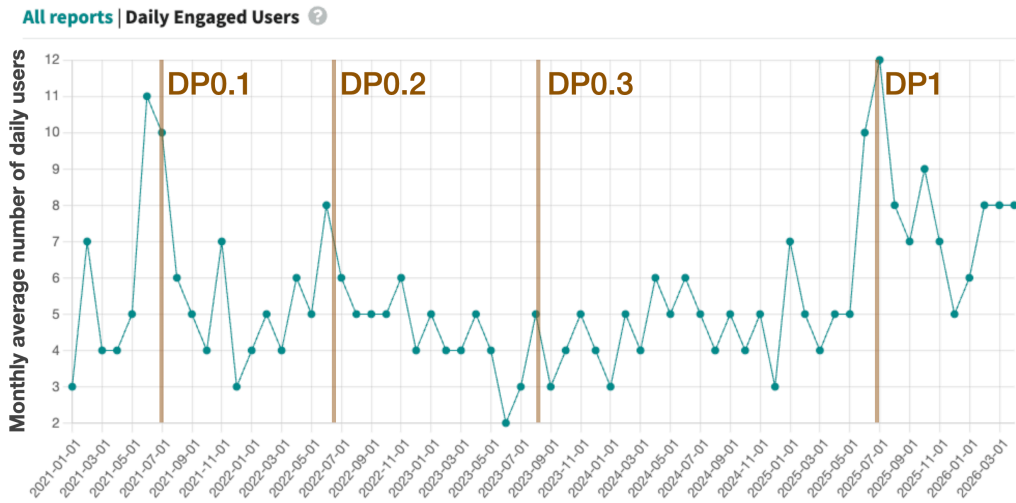


Figure 1. Monthly average number of daily engaged users in the Rubin Community Forum over time, with data release dates marked. An "engaged user" is one who has posted or "liked" a post. The plot shows that data releases drive engagement, and that engagement has not decreased post-DP1 to pre-DP1 rates.

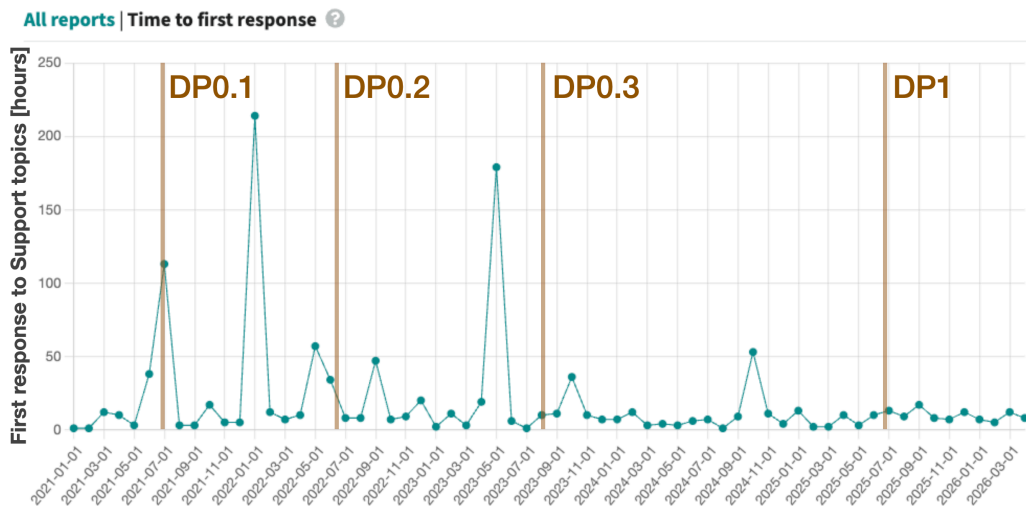


Figure 2. Average time to first response for new topics in the Support category of the Rubin Community Forum over time, with data release dates marked. The plot shows that the time to first response has, with a few isolated exceptions, generally been less than 24 hours in the past few years.

4.1 Feedback

To improve model performance, feedback is ingested and improvements are made to each component on a regular basis. The primary venue for feedback is the Rubin Users Committee,¹⁹ which produces twice-annual reports on the scientific usability of the Rubin data products, services, and tools. The Rubin Community Forum is also a continual source of feedback, through the questions asked and issues reported. Occasionally, feedback is also taken via user surveys (e.g., the DP0 Delegates were surveyed on their experience) and via focus groups, and has revealed gaps in the documentation or ideas for new science demonstration tutorials.

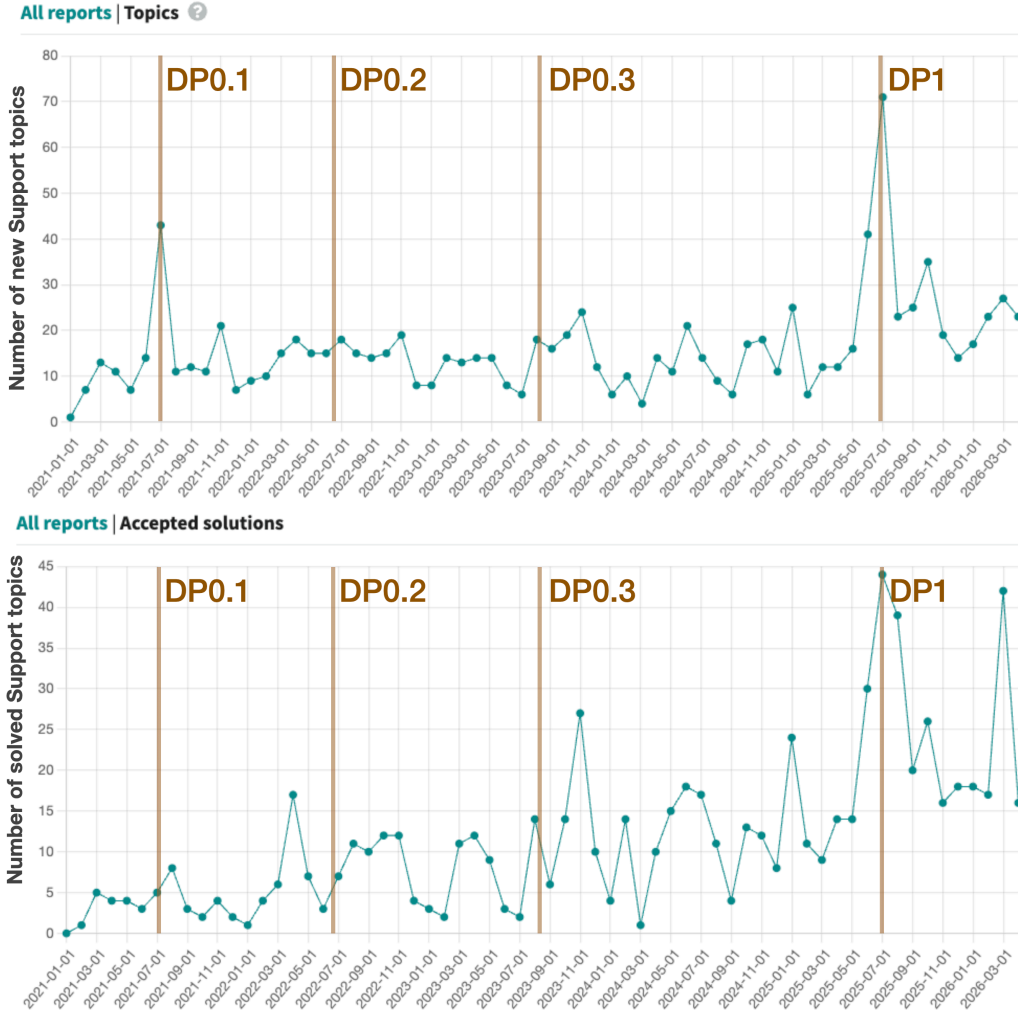


Figure 3. Monthly average number of new topics (top) and marked solutions (bottom) in the Support category of the Rubin Community Forum over time, with data release dates marked. As with the engagement metric in Figure 1, new Support topics and solutions are driven by data releases. The rate of solutions can be seen to lag behind the rate of new topics, but that is expected as full issue resolution can take time.

5. FUTURE WORK

Several new additions to the community science model are currently under investigation, as listed below.

- Artificial Intelligence (AI): a Large Language Model augmented with Rubin-specific technical documentation and served as a "RubinBot" for users to chat with.²⁰
- Sonification packages to add to the RSP environment and be used in tutorials to better serve blind and low-vision astronomers.
- Undergraduate class modules using Rubin data to help bridge the gap for student researchers and their advisors.
- Short video tutorials for the Portal Aspect to include alongside the step-by-step text-based instructional tutorials.

ACKNOWLEDGMENTS

This material is based upon work supported in part by the National Science Foundation through Cooperative Agreements AST-1258333 and AST-2241526 and Cooperative Support Agreements AST-1202910 and AST-2211468 managed by the Association of Universities for Research in Astronomy (AURA), and the Department of Energy under Contract No. DE-AC02-76SF00515 with the SLAC National Accelerator Laboratory managed by Stanford University. Additional Rubin Observatory funding comes from private donations, grants to universities, and in-kind support from LSST-DA Institutional Members.

REFERENCES

- [1] Ivezić, Ž., Kahn, S. M., Tyson, J. A., Abel, B., Acosta, E., Allsman, R., Alonso, D., AlSayyad, Y., Anderson, S. F., Andrew, J., Angel, J. R. P., Angeli, G. Z., Ansari, R., Antilogus, P., Araujo, C., Armstrong, R., Arndt, K. T., Astier, P., Aubourg, É., Auza, N., Axelrod, T. S., Bard, D. J., Barr, J. D., Barrau, A., Bartlett, J. G., Bauer, A. E., Bauman, B. J., Baumont, S., Bechtol, E., Bechtol, K., Becker, A. C., Becla, J., Beldica, C., Bellavia, S., Bianco, F. B., Biswas, R., Blanc, G., Blazek, J., Blandford, R. D., Bloom, J. S., Bogart, J., Bond, T. W., Booth, M. T., Borgland, A. W., Borne, K., Bosch, J. F., Boutigny, D., Brackett, C. A., Bradshaw, A., Brandt, W. N., Brown, M. E., Bullock, J. S., Burchat, P., Burke, D. L., Cagnoli, G., Calabrese, D., Callahan, S., Callen, A. L., Carlin, J. L., Carlson, E. L., Chandrasekharan, S., Charles-Emerson, G., Chesley, S., Cheu, E. C., Chiang, H.-F., Chiang, J., Chirino, C., Chow, D., Ciardi, D. R., Claver, C. F., Cohen-Tanugi, J., Cockrum, J. J., Coles, R., Connolly, A. J., Cook, K. H., Cooray, A., Covey, K. R., Cribbs, C., Cui, W., Cutri, R., Daly, P. N., Daniel, S. F., Daruich, F., Daubard, G., Daues, G., Dawson, W., Delgado, F., Dellapenna, A., de Peyster, R., de Val-Borro, M., Digel, S. W., Doherty, P., Dubois, R., Dubois-Felsmann, G. P., Durech, J., Economou, F., Eifler, T., Eracleous, M., Emmons, B. L., Fausti Neto, A., Ferguson, H., Figueroa, E., Fisher-Levine, M., Focke, W., Foss, M. D., Frank, J., Freemon, M. D., Gangler, E., Gawiser, E., Geary, J. C., Gee, P., Geha, M., Gessner, C. J. B., Gibson, R. R., Gilmore, D. K., Glanzman, T., Glick, W., Goldina, T., Goldstein, D. A., Goodenow, I., Graham, M. L., Gressler, W. J., Gris, P., Guy, L. P., Guyonnet, A., Haller, G., Harris, R., Hascall, P. A., Haupt, J., Hernandez, F., Herrmann, S., Hileman, E., Hoblitt, J., Hodgson, J. A., Hogan, C., Howard, J. D., Huang, D., Huffer, M. E., Ingraham, P., Innes, W. R., Jacoby, S. H., Jain, B., Jammes, F., Jee, M. J., Jenness, T., Jernigan, G., Jevremović, D., Johns, K., Johnson, A. S., Johnson, M. W. G., Jones, R. L., Juramy-Gilles, C., Jurić, M., Kalirai, J. S., Kallivayalil, N. J., Kalmbach, B., Kantor, J. P., Karst, P., Kasliwal, M. M., Kelly, H., Kessler, R., Kinnison, V., Kirkby, D., Knox, L., Kotov, I. V., Krabbendam, V. L., Krughoff, K. S., Kubánek, P., Kuczewski, J., Kulkarni, S., Ku, J., Kurita, N. R., Lage, C. S., Lambert, R., Lange, T., Langton, J. B., Le Guillou, L., Levine, D., Liang, M., Lim, K.-T., Lintott, C. J., Long, K. E., Lopez, M., Lotz, P. J., Lupton, R. H., Lust, N. B., MacArthur, L. A., Mahabal, A., Mandelbaum, R., Markiewicz, T. W., Marsh, D. S., Marshall, P. J., Marshall, S., May, M., McKercher, R., McQueen, M., Meyers, J., Migliore, M., Miller, M., and Mills, D. J., “LSST: From Science Drivers to Reference Design and Anticipated Data Products,” *ApJ* **873**, 111 (March 2019). DOI: <https://doi.org/10.3847/1538-4357/ab042c>.
- [2] Guy, L. P., AlSayyad, Y., Bechtol, K., Bellm, E. C., Blum, R. D., Dubois-Felsmann, G. P., Economou, F., Graham, M. L., Ivezić, Ž., Lupton, R. H., Marshall, P., O’Mullane, W., Slater, C. T., and Strauss, M. A., “Rubin Observatory Plans for an Early Science Program,” Technical Note RTN-011, NSF-DOE Vera C. Rubin Observatory (April 2026). <https://rtn-011.lsst.io/>.
- [3] NSF-DOE Vera C. Rubin Observatory, “Legacy Survey of Space and Time Data Preview 1 [Data set],” (2025). <https://www.osti.gov/servlets/purl/2570308>.
- [4] Jurić, M., Ciardi, D., Dubois-Felsmann, G., and Guy, L., “LSST Science Platform Vision Document,” Systems Engineering Controlled Document LSE-319, NSF-DOE Vera C. Rubin Observatory (July 2019). <https://lse-319.lsst.io/>.
- [5] Dubois-Felsmann, G., Economou, F., Lim, K.-T., Mueller, F., Pietrowicz, S. R., and Wu, X., “Science Platform Design,” Data Management Controlled Document LDM-542, NSF-DOE Vera C. Rubin Observatory (January 2019). <https://ldm-542.lsst.io/>.
- [6] O’Mullane, W., Economou, F., Huang, F., Speck, D., Chiang, H., Graham, M. L., Allbery, R., Banek, C., Sick, J., Thornton, A. J., Masciarelli, J., Lim, K., Mueller, F., Padolsi, S., Jenness, T., Krughoff,

- K. S., Gower, M., Guy, L. P., and Dubois-Felsmann, G. P., “Rubin Science Platform on Google: the story so far,” in [*Astromical Data Analysis Software and Systems XXXI*], Hugo, B. V., Van Rooyen, R., and Smirnov, O. M., eds., *Astronomical Society of the Pacific Conference Series* **535**, 227 (May 2024). DOI: <https://doi.org/10.48550/arXiv.2111.15030>.
- [7] Saha, A., O’Mullane, W., and Graham, M., “Resource Allocation Committee,” Technical Note RTN-084, NSF-DOE Vera C. Rubin Observatory (February 2025). <https://rtn-084.lsst.io/>.
 - [8] Blum, R. and the Rubin Operations Team, “Vera C. Rubin Observatory Data Policy,” Data Management Operations Controlled Document RDO-013, NSF-DOE Vera C. Rubin Observatory (September 2020). <https://ls.st/RDO-013>.
 - [9] Graham, M., Plazas Malagón, A. A., Carlin, J., Guy, L., Adair, C., and Madejski, G., “Community Science Use Cases,” Technical Note RTN-002, NSF-DOE Vera C. Rubin Observatory (May 2025). <https://rtn-002.lsst.io/>.
 - [10] The Community Engagement Team and The Operations Executive Team, “Guidelines for Community Participation in Data Preview 0,” Technical Note RTN-004, NSF-DOE Vera C. Rubin Observatory (January 2022). <https://rtn-004.lsst.io/>.
 - [11] Vera C. Rubin Observatory Science Pipelines Developers, “The LSST Science Pipelines Software: Optical Survey Pipeline Reduction and Analysis Environment,” Project Science Technical Note PSTN-019, Vera C. Rubin Observatory (June 2025). <https://pstn-019.lsst.io/>.
 - [12] Graham, M. L., Carlin, J. L., Adair, C. L., Choi, Y., Fonseca Alvarez, G., Greenstreet, S., Lau, R. M., Madejski, G. M., Meisner, A. M., Plazas Malagón, A. A., Tucker, D. L., Williams, C. C., and Fu, S., “Guidelines for User Tutorials,” Technical Note RTN-045, NSF-DOE Vera C. Rubin Observatory (April 2026). <https://rtn-045.lsst.io/>.
 - [13] NSF-DOE Vera C. Rubin Observatory, “Rubin observatory lsst tutorials [computer software],” (2021). <https://doi.org/10.11578/rubin/dc.20250909.20>.
 - [14] O’Mullane, W., Willman, B., Graham, M., Guy, L., Blum, R., and Marshall, P., “Guidelines for Rubin Independent Data Access Centers,” Technical Note RTN-003, NSF-DOE Vera C. Rubin Observatory (August 2021). <https://rtn-003.lsst.io/>.
 - [15] Graham, M. L., “Guidelines for User Support with the Rubin Community Forum,” Technical Note RTN-097, NSF-DOE Vera C. Rubin Observatory (March 2026). <https://rtn-097.lsst.io/>.
 - [16] Casado, J., “Report of the first accessibility review of the rubin science platform,” (Jan. 2026). <https://doi.org/10.5281/zenodo.18262310>.
 - [17] Graham, M. L., Jeltama, T., Carlin, J. L., Madejski, G. M., Adair, C. L., Choi, Y., Fonseca Alvarez, G., Fu, S., Greenstreet, S., Plazas Malagón, A. A., and Williams, C. C., “Guidelines for Rubin Liaisons to the Science Collaborations,” Technical Note RTN-118, NSF-DOE Vera C. Rubin Observatory (March 2026). <https://rtn-118.lsst.io/>.
 - [18] Adair, C. L. and Hunt, S. E., “Curated SciX Libraries,” Technical Note RTN-113, NSF-DOE Vera C. Rubin Observatory (March 2026). <https://rtn-113.lsst.io/>.
 - [19] Strauss, M. and the Rubin Science Advisory Council, “Users Committee Charge,” Data Management Operations Controlled Document RDO-051, NSF-DOE Vera C. Rubin Observatory (October 2023). <https://rdo-051.lsst.io/>.
 - [20] Guy, L. P., “Development of a Retrieval-Augmented Generation Chatbot for Enhanced Information Discovery at Rubin Observatory,” Technical Note RTN-120, NSF-DOE Vera C. Rubin Observatory (March 2026). <https://rtn-120.lsst.io/>.